

# LYME-OLD LYME PUBLIC SCHOOLS

*Small Schools, Big Ideas*



*Challenging \* Achieving \* Excelling*

## REGION #18

### **Regular Board of Education Meeting**

September 6, 2017

*Board Present:* Michelle Roche, Chairwoman; Beth Jones, Vice Chair; Jean Wilczynski, Treasurer; Rick Goulding, Secretary; Erick Cushman; Diane Linderman; Nancy Lucas Edson; Mary Powell St. Louis; Stacy Winchell

*Administration Present:* Ian Neviaser, Superintendent of Schools; Mark Ambruso, Principal of Lyme-Old Lyme Middle School; James Cavalieri, Principal of Lyme Consolidated School; Michelle Dean, Director of Curriculum; Melissa Dougherty, Director of Special Services; Patricia Downes, Principal of Mile Creek School; Holly McCalla, Business Manager; Jeanne Manfredi, Assistant Principal of Lyme-Old Lyme High School; John Rhodes, Director of Facilities & Technology; Noah Ventola, Assistant Principal of Lyme-Old Lyme Middle School; James Wygonik, Principal of Lyme-Old Lyme High School

*Others Present:* Olivia Hersant, RETA Co-President; Patricia Bugbee, AFT Representative; Brynn McGlinchey and Madeline Zrenda, High School Student Representatives; 3 Townsperson from LOL

### **I. Call to Order**

The meeting was called to order at 6:32 p.m. by Chairwoman Roche. The Pledge of Allegiance was recited.

### **II. Approval of Minutes**

MOTION: Mrs. Wilczynski made a motion, which was seconded by Mrs. Linderman, to approve the minutes of Regular Meeting of August 2, 2017 as presented.

VOTE: the Board voted unanimously in favor of the motion.

### **III. Visitors**

Brynn McGlinchey and Madeline Zrenda reported on the following activities taking place at the schools:  
*At LOLHS:* The annual Freshmen Picnic was held on August 28. The incoming freshmen and their families enjoyed a meal, orientation to the building, and tours. On the first day of school, class meetings

*49 Lyme Street, Old Lyme, Connecticut 06371*

*T: 860-434-7238 F: 860-434-9959 E: [neviaseri@region18.org](mailto:neviaseri@region18.org) [www.region18.org](http://www.region18.org)*

were held to review expectations and updates to the new year. One hundred ninety student-athletes will take the fields and courts this fall for the Wildcats. Back to School Night will be held on September 14.

*At LOLMS:* The 2017-18 school year kicked off with the annual "Student Meet and Greet" welcoming back current students, new incoming 6th graders, and 12 new transfer families. Faculty and staff worked to transition the students back into school mode as they emphasized the core values (ROARS), established classroom rules and procedures, and worked to build productive relationships. Next week, the 6th graders travel to Bushy Hill, while a team from Empower comes to the middle school to meet with the 7th and 8th graders, all with the same goals of team work development, problem solving, and connectedness.

*At Lyme Consolidated School:* The school opening was successful with new students being welcomed to the district along with all of the new kindergarten students. The building looked fabulous thanks to the hard work over the summer by the custodians. The PTO will hold their first meeting of the year on September 7 at 7:00 p.m. The "Back to School Family Picnic" will be held on September 15 from 5:30 to 7:00 p.m. School photos are scheduled for September 20. On September 28, Open House will be held from 6:30 to 8:00 p.m.

*At Mile Creek School:* Mile Creek had a fabulous opening of the school year. Children and their families toured the building; visited new classrooms; and met their teachers on August 29. Dr. Downes would like to thank the teachers for the excellent preparation of Mile Creek's instructional spaces. She would also like to thank the maintenance and custodial crews for the outstanding work this summer. The school looked beautiful.

#### Upcoming Events:

Back to School Picnic—September 8

Parents' Back to School Night—September 28

Fifth Grade Student Social Media Assembly at LOLHS—October 3

School Picture Day—October 12

Look for the Good Assembly—October 13

*In the Preschool Program:* The preschool team welcomed a new teacher, Megan Harris, and also welcomed many new and returning smiling faces. The first few weeks will be spent practicing routines, songs and completing "All About Me" activities to support getting to know each other. The color of the month is red, the shape is a circle, and the students will be creating self-portraits in the style of Vincent Van Gogh. High Hopes riders will begin in September, and the preschool Open House will be held on September 26.

#### IV. Administrative Reports

##### 1. Superintendent's Report

Mr. Neviaser reviewed the personnel report which reflected numerous new appointments and several resignations of instructional assistants. There are still vacancies at the middle school for a media specialist and a secretary. The Special Services Department is also working to fill one instructional assistant position. Dr. Jones asked if the resignations of the instructional assistants were due to the lack of health insurance benefits. Mr. Neviaser reviewed the reasons for the resignations of the instructional assistants, the majority of which were due to the staff members getting teaching positions or related to childrearing.

Mr. Neviaser reviewed the September 2017 enrollment report which reflected an in-house enrollment of 1,266.

Mr. Neviaser reported on the opening of the 2017-2018 school year and also the Convocation and professional development days which took place on August 28 and 29.

Mr. Neviaser asked that the Board member contact Jeanne DeLaura if they were planning to attend the annual CABA-CAPSS convention on November 17-18, 2017.

Mr. Neviaser reported that administrator negotiations begin in October. They are finalizing dates for these meetings and expect to be done before Thanksgiving.

Mr. Neviaser reported on the change of delivery of the SAT prep at LOLHS. They are now working with a different provider to present material to smaller classroom sized groups based on student PSAT scores with targeted strategies specific to those students' needs. Upon a request by Dr. Jones, Mr. Neviaser further explained how this preparation is geared to instruction on how to take the test and how the grouping was developed to gear to students' needs.

Mr. Neviaser reported on the refunding of bonds noting that the district was able to achieve a budgetary savings over the next twelve years of \$932,351.25 with this refunding.

## **2. Business Manager's Report**

Mrs. McCalla reviewed the Executive Budget Summary as of August 31, 2017. Fluctuations of note:

Benefits: Due to timing of invoices.

Admin services is also showing a jump over last year but this is due to the reclassification of the liability, auto and property premium from the facilities budget to the administrative service budget. Mrs. McCalla noted that any other variances are a bit too early to report on due to only being two months into the new fiscal year.

Mrs. McCalla reviewed the Contingency Maintenance Report. There is just over \$15,000 new spending related to repairs needed in the wastewater facility. The new available balance in the contingency fund is \$180,822.

Mrs. McCalla also reviewed the school foodservice participation information as was requested by Mr. Goulding at last month's meeting. The report reflected that Lyme Consolidated School has the highest participation in the lunch program at just under 34%. Mrs. McCalla also noted that Lyme School also has the highest percentage of free and reduced meals.

Dr. Goulding asked about the low participation percentage at the Middle School. Mrs. McCalla discussed the possible reasons behind these figures. Dr. Goulding suggested premade lunches be considered similar to what the high school has implemented.

#### **V. Educational Presentation**

##### **1. Report on SBAC and SAT Test**

Michelle Dean, Director of Curriculum, reviewed the SBAC and SAT results from last year. Board members asked various questions on the data presented. A summary of Mrs. Dean's report is attached to these minutes for informational purposes.

#### **VI. Chairman & Board Report**

Mrs. Roche welcomed the new Middle School administration: Mark Ambruso and Noah Ventola.

#### **VII. New Business**

##### **1. District Goals for 2017-2018**

Mr. Neviasser reviewed the administration's goals for the district.

##### *Teaching and Learning*

1. Analyze and identify areas of need based on multiple performance indicators including, but not limited to, SAT and SBAC results.
2. Infuse targeted differentiated instructional and assessment practices into a growth mindset culture within each school and classroom.
3. Integrate the authentic use of technology in all content areas across all grade levels.

##### *Human Resources*

1. Ensure calibration of teacher and administrative expectations regarding evaluation goals and plans.
2. Provide focused professional development based on district data, curriculum goals, and state mandates.
3. Maximize alignment of schedules and personnel to best utilize district resources PK-12.
4. Monitor, assess, and develop staff proficiency in technology.

##### *Community*

1. Continue to access community based resources to support mentoring, vocational, transitional, and educational opportunities.
2. Continue to assess and implement a comprehensive marketing strategy to grow student enrollment.

*Facilities/ Technology*

1. Expand and maintain the framework of support to train students and staff in the effective management and utilization of technology for success in a digital learning environment.
2. Monitor facility needs to establish appropriate budget priorities.

Follow-up discussion centered on quantifying the goals, maximizing alignment of schedules and personnel to best utilize district resources PK-12, and looking outside the district to other high performing districts for input on their successes.

MOTION: Dr. Goulding made a motion, which was seconded by Mrs. Linderman, to approve the district goals for the 2017-2018 school year as presented.

VOTE: the Board voted unanimously in favor of the motion.

2. New School District Signage

John Rhodes, Director of Facilities and Technology, provided the following background information on this agenda item:

In this year's facility budget, the purchase and installation of campus signs was included. This project includes:

- Replacement signs in front of Mile Creek and Lyme Consolidated.
- New entry signs at the Center School and High School entrances.
- Replacing the existing High School entry sign by the tennis courts with a sign which includes a digital display.

Because this project required the school district to work with various sign designers, this project was not publicly bid. However, the district requested proposals from four sign vendors but only received three responses. Results are listed below:

Computer Signs	No response
One Look Signs	\$30,111.79
Signarama New London	\$31,843.00
Signcraft	\$43,994.80

The recommendation was to select One Look Signs for the supply and installation of the school district signage.

Discussion followed on receiving the approval of the Historic Commission once the signs are designed.

MOTION: Mr. Cushman made a motion, which was seconded by Mrs. Wilczynski, to award One Look Signs the supply and installation of five school campus signs for \$30,111.79.

VOTE: the Board voted unanimously in favor of the motion.

### 3. Old Lyme Rowing Association Boathouse Agreement

Mr. Neviasher reviewed the Boathouse Agreement between the district and the Old Lyme Rowing Association.

Follow-up discussion centered on possible liability issues. Mr. Neviasher noted that the reasoning behind the agreement being for one year was so that adjustments could be made should they be needed.

MOTION: Mrs. Linderman made a motion, which was seconded by Mrs. Lucas Edson, to approve the Old Lyme Rowing Association Agreement as presented.

VOTE: the Board voted in favor of the motion. Dr. Goulding refrained from voting due to his son being a rower. The motion passed with eight Board members voting in favor and one Board member refraining from voting.

## VIII. Old Business

### 1. Closing of LOLHS Project

The district is still waiting for the final change order from the State so there is no action required on this agenda item.

### 2. Report of Committees

- a. *Facilities*. Dr. Goulding reported that there will be a committee presentation to the Board at the October meeting which will center on the district's athletic fields.
- b. *Finance*. Mrs. Wilczynski noted the successful refinance of the bonds and the significant savings to the district.
- c. *Communications*. No report.
- d. *Policy*. No report.
- e. *LEARN*. No report.

Mrs. Lucas Edson asked for advice on a response to community members when asked about the status of the State's budget and the lack of funding for the towns of Lyme and Old Lyme. Mr. Neviasher, noting the decreased funding from the State over the past several years, reported that the district and the towns have budgeted appropriately with the expectation that the towns would receive nothing from the State.

## IX. Correspondence

There was no correspondence to report.

## X. Executive Session

Upon motion by Dr. Jones and seconded by Mrs. Wilczynski, the Board voted unanimously to move into executive session for the purpose of discussing personnel matters. Mr. Neviasher was invited to attend the executive session.

**XI. Adjournment**

The regular meeting adjourned at 8:35 p.m.

Respectfully submitted,

Rick Goulding, Secretary



# 2016-2017 SAT & SBAC RESULTS LYME-OLD LYME PUBLIC SCHOOLS

September 6, 2017



## AGENDA

**SAT**

- Review of test components
- Results
- Plan

**SBAC**

- Review of test components
- Results
- Plan





## HOW IS NEW SAT DIFFERENT?

Feature	Old	New
Timing	3 hours 45 minutes	3 hours + optional 50 min essay
Components	Critical Reading Writing  Math Required Essay	Evidence Based R & W Reading Writing & Language Math Optional essay
Guessing	Penalty for Guessing	No Penalty for Guessing
Scores	Total 600 – 2400 3 sub-scores 200 – 800 for Reading, Writing and Math	Total 400 – 1600 2 sub-scores 200-800 Evidence Based R & W & Math
Sub-score Reports	None	Many layered sub-scores



## CONTENT OF NEW SAT?

Content Based Vocabulary

Evidence Based Reading & Writing

Math That Matters Most

Real World Context/Phenomena

US Founding Documents and Data Analysis

## SAT 2017 RESULTS 10<sup>TH</sup> AND 19<sup>TH</sup> OUT OF 148

ELA	Scale Score	% at 3 or 4	Ranking
Lyme-Old Lyme	596	88%	10 <sup>th</sup>
Top 10 Districts	614	92%	Top 10

MATH	Scale Score	% at 3 or 4	Ranking
Lyme-Old Lyme	569	70%	19 <sup>th</sup>
Top 10 Districts	606	79%	Top 10



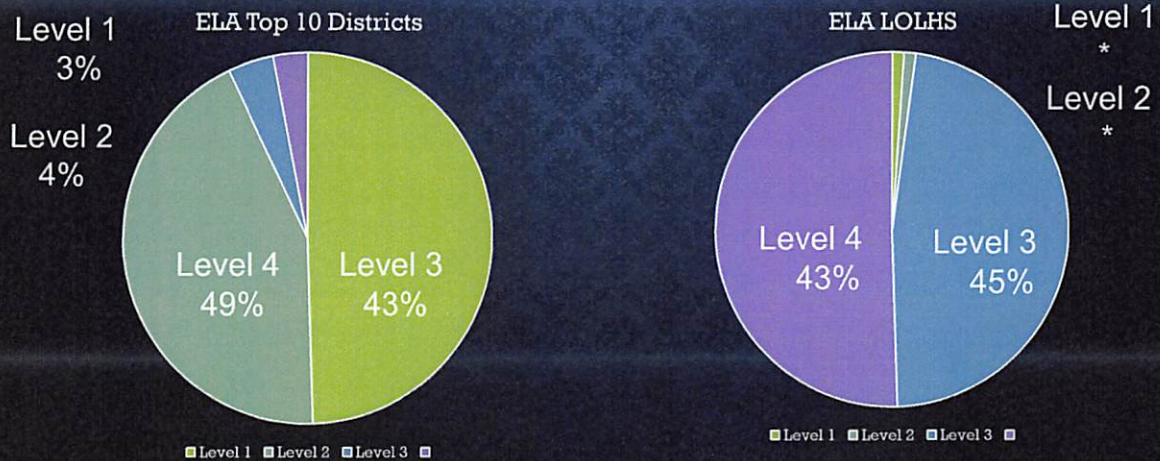
ELA SAT 2015-2016	ELA SAT 2016-2017	MATH SAT 2015-2016	MATH SAT 2016-2017
567	596	543	569
State ranking: 22nd	State ranking: 10 <sup>th</sup>	State ranking: 32nd	State ranking: 19th

## ELA TOP 10 DISTRICTS

ELA
1. Darien
2. Weston
3. Wilton
4. Westport
5. New Canaan
6. Simsbury
7. Ridgefield
8. Canton
9. Avon
10. Region 18



## ELA BREAKOUT BY LEVEL 2017



## MATH TOP 20 DISTRICTS

### MATH

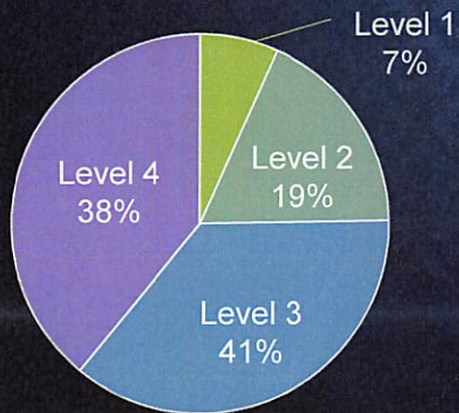
1. Darien
2. Weston
3. New Canaan
4. Avon
5. Westport
6. Wilton
7. Ridgefield
8. Simsbury
9. Glastonbury
10. Region 8 (Rham)

11. Madison
12. Newtown
13. Region 5 (Amity)
14. Region 9 (Easton/Redding)
15. Farmington
16. Canton
17. Granby
18. Greenwich
19. **Region 18**
20. Trumbull

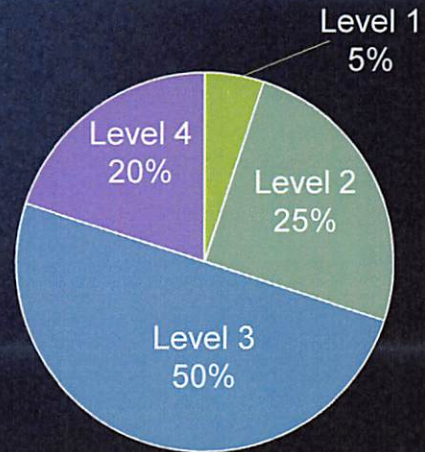


## MATH BREAKOUT BY LEVELS

MATH TOP 10 DISTRICTS



MATH LOLHS



## NEIGHBORING DISTRICTS 2017

	ELA
<b>Lyme-Old Lyme</b>	<b>596</b>
Guilford	582
Madison	578
East Lyme	577
Region 4	569
Old Saybrook	559
Westbrook	544
Clinton	544

	MATH
Madison	580
<b>Lyme-Old Lyme</b>	<b>569</b>
Guilford	561
East Lyme	554
Old Saybrook	545
Region 4	525
Westbrook	514
Clinton	514



## 2016-2017 SAT PREP-WORK

Consultants provided  
grade level instruction  
(large group)

Teachers attended  
grade level  
instruction/consultation

Administered  
8/9 Test, PSAT, SAT

## WHAT WE KNOW IS TRUE


- SAT is high stakes for students *and* districts
- SAT is still 'new' to us
- Forward thinking and planning = continuous improvement



## 2017-2018

## 2017-2018

Master SAT	<ul style="list-style-type: none"><li>Analyze district results to determine specific areas of improvement</li><li>All students connected to personalized Khan Academy account</li></ul>
Provide Test Strategies	<ul style="list-style-type: none"><li>SAT prep sessions for students in classroom settings (some disaggregated)</li><li>Coaching on test-taking strategies in content domains</li></ul>
Embed Curricular Activities	<ul style="list-style-type: none"><li>ELA, Math, S.S. and Science curricular embedded practice</li><li>Teacher coaching sessions per department (strategies/resources)</li></ul>
Address special population	<ul style="list-style-type: none"><li>Use data for additional coaching &amp; practice via Special Education</li><li>Build skills through SRBI / Task Center</li></ul>
Exposure	<ul style="list-style-type: none"><li>Administer 8/9 Test, PSATs in grades 10 and 11</li></ul>





## SBAC AREAS OF KNOWLEDGE & SKILLS TESTED

English Language Arts	
Areas of Knowledge and Skills Measured:	Statement About Student Learning from which the Assessment was Built
<b>READING</b> Literary (fiction) & informational (nonfiction) texts	The student can read closely and analytically to comprehend a range of increasingly complex literary and informational texts
<b>WRITING</b> - Organization & Purpose - Evidence & Elaboration - Conventions	The students can produce effective and well-grounded writing for a range of purposes and audiences
<b>LISTENING</b>	The students can employ effective listening skills for a range of purposes and audiences
<b>RESEARCH</b>	The student can engage in research and inquiry to investigate topics

## SBAC AREAS OF KNOWLEDGE & SKILLS TESTED

Mathematics	
Areas of Knowledge and Skills Measured:	Statement about Student Learning from which the Assessment was Built:
<b>Concepts &amp; Procedures</b>	Students can explain and apply mathematical concepts and interpret and carry out mathematical procedures with precision and fluency
<b>Problem Solving</b>	Students can solve a range of complex well-posed problems in pure and applied mathematics, making productive use of knowledge and problem solving strategies
<b>Modeling &amp; Data Analysis</b>	Students can analyze complex, real-world scenarios and can construct and use mathematical models to interpret and solve problems
<b>Communicating Reasoning</b>	Students can clearly and precisely construct viable arguments to support their own reasoning and to critique the reasoning of others



## TYPES OF ITEMS ON THE TEST

### Computer Adaptive Test

- Computer program adjusts the difficulty of questions based on responses
- Includes multiple choice, write-in responses, and computer-based tools (calculator, Highlighter, etc.)

## SCORING

- Students receive an overall vertical scale score in each subject
- Scores range from ~ 2100 to 2800 spanning grades 3 to 8
- Math vertical scores can not be compared to ELA scores
- Scores are divided into 4 levels






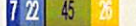
Content Area	Grade 3	Grade 4	Grade 5	Grade 6	Grade 7	Grade 8
<b>Mathematics</b>						
Level 4	2501-2621	2549-2659	2579-2700	2610-2748	2635-2778	2653-2802
Level 3	2436-2500	2485-2548	2528-2578	2552-2609	2567-2634	2586-2652
Level 2	2381-2435	2411-2484	2455-2527	2473-2551	2484-2566	2504-2585
Level 1	2189-2380	2204-2410	2219-2454	2235-2472	2250-2483	2265-2503
<b>ELA/Literacy</b>						
Level 4	2490-2623	2533-2663	2582-2701	2618-2724	2649-2745	2668-2769
Level 3	2432-2489	2473-2532	2502-2581	2531-2617	2552-2648	2567-2667
Level 2	2367-2431	2416-2472	2442-2501	2457-2530	2479-2551	2487-2566
Level 1	2114-2366	2131-2415	2201-2441	2210-2456	2258-2478	2288-2486



## AVERAGE ELA SCALE SCORES BY LEVEL

Level	Grade 3	Grade 4	Grade 5	Grade 6	Grade 7	Grade 8
Level 4	2490-2623 <b>2496</b>	2533-2663 <b>2549</b>	2582-2701 <b>2592</b>	2618-2724	2649-2745	2668-2769
Level 3	2432-2489	2473-2532	2502-2581	2531-2617 <b>2592</b>	2552-2648 <b>2593</b>	2567-2667 <b>2609</b>
Level 2	2367-2431	2416-2472	2442-2501	2457-2530	2479-2551	2487-2566
Level 1	2114-2366	2131-2415	2201-2441	2210-2456	2258-2478	2288-2486

## 2016-2017 ELA BREAKOUT BY LEVEL

GRADE	SCALE SCORE	% at 3 or 4	% by Level
3	2496	78%	
4	2549	86%	
5	2592	90%	
6	2592	81%	
7	2593	76%	
8	2609	71%	



## ELA SBAC PERFORMANCE RESULTS

	Scale Score 2014-15	Scale Score 2015-16	Scale Score 2016-17	% at 3 or 4 2014-15	% at 3 or 4 2015-16	% at 3 or 4 2016-17	Ranking 2014-15	Ranking 2015-16	Ranking 2016-17
3	2500	2476	2496	83%	75%	78%	2 <sup>nd</sup>	25 <sup>th</sup>	Not Avail. yet
4	2558	2571	2549	87%	92%	86%	3 <sup>rd</sup>	4 <sup>th</sup>	
5	2571	2590	2592	86%	91%	90%	2 <sup>nd</sup>	27 <sup>th</sup>	
6	2577	2580	2592	73%	75%	81%	17 <sup>th</sup>	3 <sup>rd</sup>	
7	2607	2595	2593	77%	71%	76%	17 <sup>th</sup>	21 <sup>st</sup>	
8	2621	2632	2609	75%	81%	71%	51 <sup>st</sup>	9 <sup>th</sup>	

## SBAC STATE RANKING

2015-2016 ELA	2016-2017 ELA
12 <sup>th</sup> / 194	10 <sup>th</sup> / 192



## ELA : GROWTH BY COHORT



## AVERAGE MATH SCALE SCORES BY LEVEL

Level	Grade 3	Grade 4	Grade 5	Grade 6	Grade 7	Grade 8
Level 4	2501-2621 2507	2549-2659 2555	2579-2700 2588	2610-2748	2635-2778	2653-2802
Level 3	2436-2500	2485-2548	2528-2578	2552-2609 2579	2567-2634 2597	2586-2652 2633
Level 2	2381-2435	2411-2484	2455-2527	2473-2551	2484-2566	2504-2585
Level 1	2189-2380	2204-2410	2219-2454	2235-2472	2250-2483	2265-2503



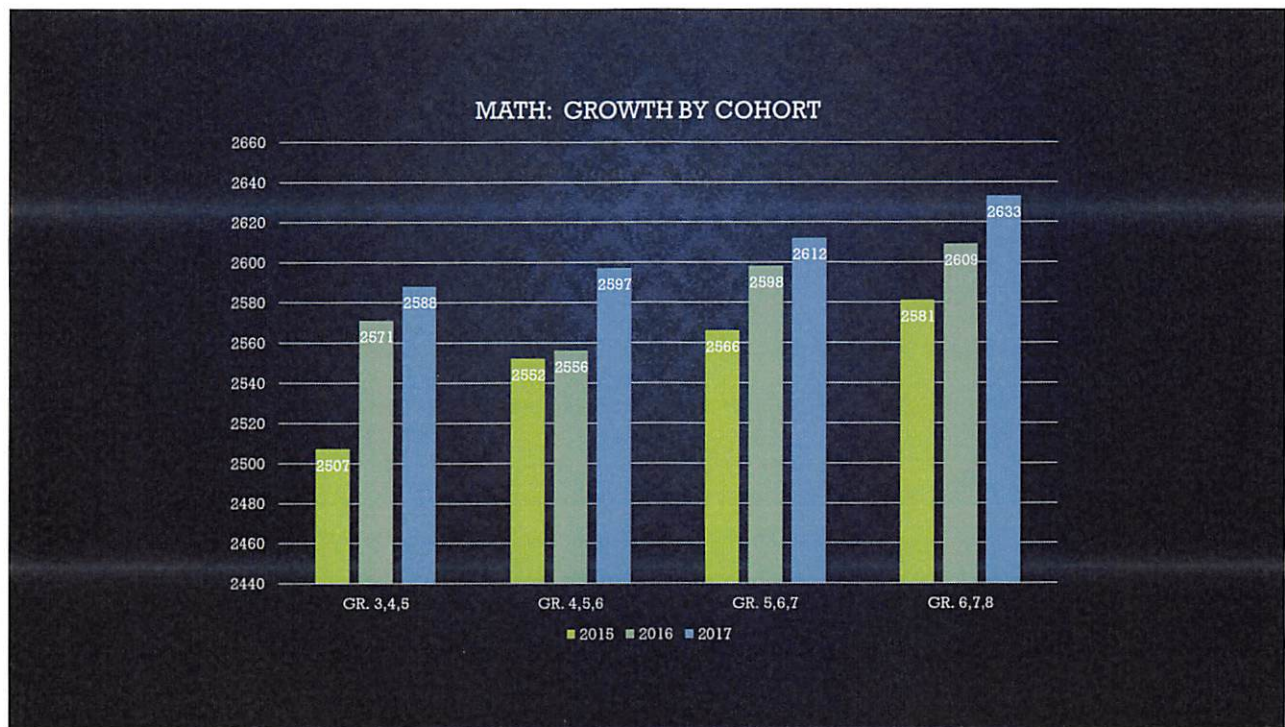
## MATH BREAKOUT BY LEVEL

GRADE	SCALE SCORE	% at 3 or 4	% by Level
3	2507	82%	
4	2555	89%	
5	2588	81%	
6	2597	74%	
7	2612	74%	
8	2633	71%	

## MATH SBAC 2016-2017

	Scale Score 2014-15	Scale Score 2015-16	Scale Score 2016-17	% at 3 or 4 2014-15	% at 3 or 4 2015-16	% at 3 or 4 2016-17	Ranking 2014-15	Ranking 2015-16	Ranking 2016-17
3	2507	2485	2507	90%	80%	82%	2 <sup>nd</sup>	25 <sup>th</sup>	Out 9/1
4	2552	2571	2555	86%	90%	89%	3 <sup>rd</sup>	4 <sup>th</sup>	
5	2566	2556	2588	75%	65%	81%	2 <sup>nd</sup>	27 <sup>th</sup>	
6	2581	2598	2597	63%	80%	74%	17 <sup>th</sup>	3 <sup>rd</sup>	
7	2594	2609	2612	65%	67%	74%	17 <sup>th</sup>	21 <sup>st</sup>	
8	2598	2648	2633	50%	73%	71%	51 <sup>st</sup>	9 <sup>th</sup>	





STATE RANKING COMPARISON 4 <sup>TH</sup> OUT OF 194	
MATH 2015-2016	MATH 2016-2017
8 <sup>th</sup> /194	4 <sup>th</sup> /192



## SBAC NEXT STEPS

### All Grades

Analyze and disseminate data by grade and class for classroom planning purposes

Use data in conjunction with school data for academic planning

### Math

K-5: Implement/monitor Bridges math program

MS: Explore math book/resource options

MS/HS: PD with Greg Tang

### ELA

K-5: Use Literacy How coach to support literacy program at both elementary schools

MS: Increase alignment, collaboration, and curriculum review

MS: Emphasis on 'literacy for all'

## HAPPY FOR OUR SUCCESS, BUT KEEPING BALANCE

